



 **COOLON**

CP56

180W/240W/300W LED Flood Light

The CP56 LED Light optimises the latest from Coolon's LED lighting technology to deliver the most powerful and robust flood light for heavy industrial applications.

Designed and manufactured in Australia using only the highest quality components, the CP56 LED luminaire is designed specifically for industrial applications where reliability and performance are paramount.

Every component of the CP56 LED luminaire has been carefully engineered to provide the most reliable performance and bring across many benefits of utilizing solid state lighting technology in industrial applications.

CP56 LED luminaire is rated IP66 and is suitable for both indoor and outdoor use.

The wide range of available optics allows it to be well-adopted for almost any application.

Designed for use in:

- Crushers
- Drag Lines
- Excavators
- Flood Lighting
- Gantry Cranes
- Large Open Spaces
- Lighting Towers
- Processing Plants
- ROM Bins
- Switching Yard
- Warehouses
- Workshops





Raw Power for the Harshest Environments

Available in a wide range of power levels to suit your requirement, the CP56 is a high lumen output LED Flood light. The CP56 is designed for the harshest environments and provide unrivalled reliability and performance, critical for demanding applications.

Built to Last

Unlike conventional LED floodlights, the CP56 was designed to withstand constant abuse.

- Resistant to Vibration, Impact & Shock Proof
- Chemical Resistant
- High Pressure Washable
- Unaffected by Severe Temperature Variations



COOL SURFACE TEMPERATURE

Coolon's Industrial LED fittings have a much lower surface temperature than traditional HID equivalents which prevents dirt from baking onto the luminaire. This allows for easier cleaning and will prolong the lifespan of the luminaire.



NO FLICKERING

LED luminaires run on constant low voltage DC power and do not produce any visible stroboscopic effects, thus reducing the strain on eyes and significantly improving safety in areas where moving machinery is present.



UNRESTRICTED BURNING POSITION

Coolon's LED luminaires can be positioned and oriented in any desired way without affecting the lifespan of the product. This gives greater flexibility when it comes to aiming angles and orientation.

3
YEARS

3 YEARS FACTORY WARRANTY

Coolon Luminaires are covered by a solid comprehensible manufacturer's warranty that covers a range of possible defects and performance parameters throughout the duration of the warranty period.



INSTANT ON/OFF

LEDs do not require warm up. Instant on to 100% output translates to no downtime, improved safety and the ability to utilize sensor switching to significantly save energy.

IP66

HIGH IP RATING - IP66

Coolon's Industrial LEDs are designed specifically to withstand the harsh conditions in mining environments. The robust design allows our LED products to be used in many different applications and are high pressure washable.



EXTRA LOW VOLTAGE OPERATION

Our products operate on extra low voltage DC power. It is substantially safer to work with than conventional mains powered light sources.

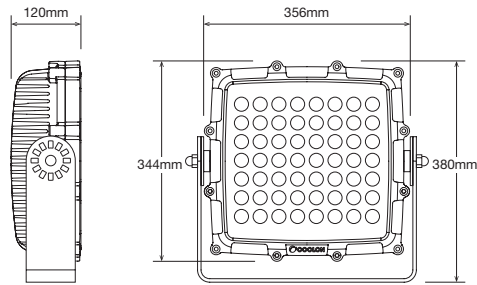


PROUDLY MADE IN AUSTRALIA

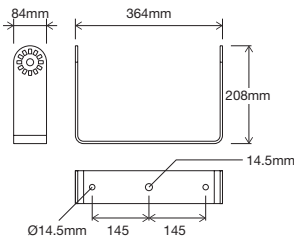
Our products are designed and manufactured in Australia. Engineered to perfection, using only the highest quality components and highly skilled labour, each luminaire is assembled and thoroughly tested to ensure that it exceeds the highest standards.

DIMENSIONS

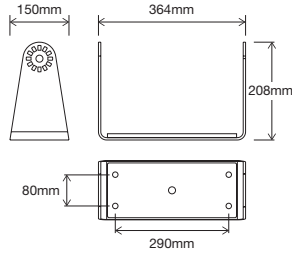
CP56 Luminaire



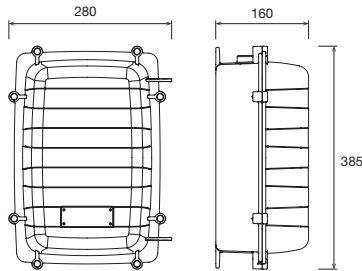
Fixed Plant Bracket (FPB)



Mobile Plant Bracket (MPB)



POWER SUPPLY DIMENSIONS



TECHNICAL SPECIFICATIONS

Product

Model	CP56
-------	------

Optical Characteristics

Luminous Flux (Photometered)	13740 ~ 22970 lm
Luminous Flux (LED Lumens)	35000 lm
CCT	5800K ~ 6900K
CRI	>70

Electrical Characteristics (Luminaire)

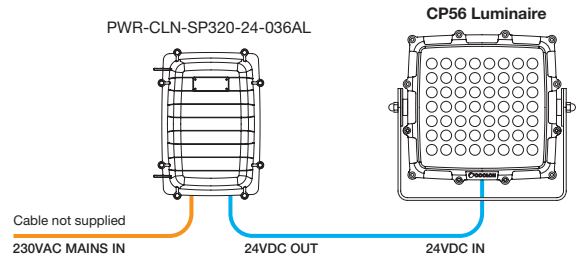
Power Consumption	180W	240W	300W
Nominal Voltage	24VDC		
Voltage Range	19 ~ 34V		
Cable Type	UL2517, 14# x 2C + 18# x 1C, Braid PVC UV Resistant		
Cable Diameter	7.5mm		
Cable Length	2m		

Electrical Characteristics (Power Supply)

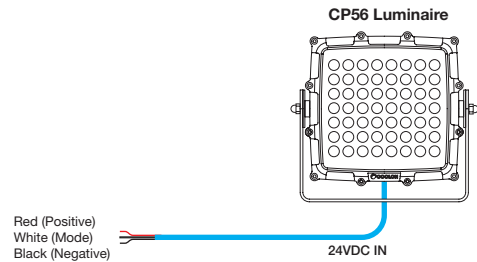
Model Part Number	PWR-CLN-SP320-24-036AL
Voltage Range	90 ~ 264VAC / 127 ~ 370VDC
Frequency Range	47 ~ 63Hz
Power Factor	>0.95
Leakage Current	<1 mA / 240VAC

UNIT CONFIGURATION

CP56 - WPS



CP56 - NPS



OPERATING MODE SELECTION



Operating Mode	Power	Join Wiring	Description
Reduced	180W	Red + White	Wire in for current limited applications
Normal	240W	White Unused	Wire in for harsh environmental conditions
Boost	300W	Black + White	Wire in for the highest light output

Environmental

IP Rating	IP66
Impact Rating	IK09
Salt Spray Tested	Yes
Operating Temp. Range	-30 ~ +50°C
Thermal Management Type	Active/Continuous
Expected Lifespan	50,000 Hours to 70% Brightness
Material Composition (Body)	LM6 Aluminium Alloy (<0.1% copper content)
Material Composition (Optics)	PMMA
Material Composition (Bracket)	Stainless Steel 316 (FPB) Bisalloy Bisplate® (MPB)
Material Composition (Cover)	Polycarbonate
Mounting/Bracket Type	FPB (Standard) MPB (Optional)
Angle Adjustment	+/- 90° in 30° Steps

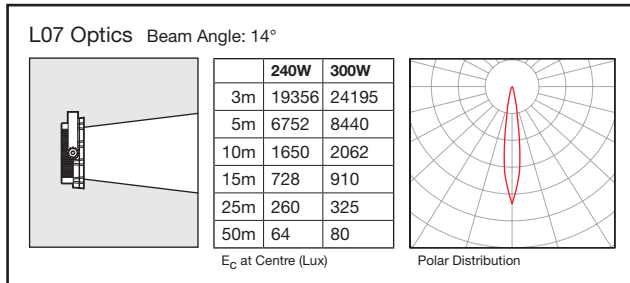
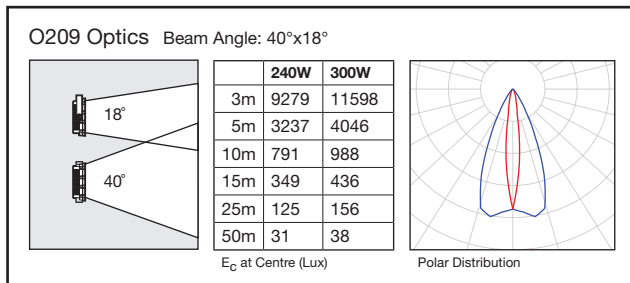
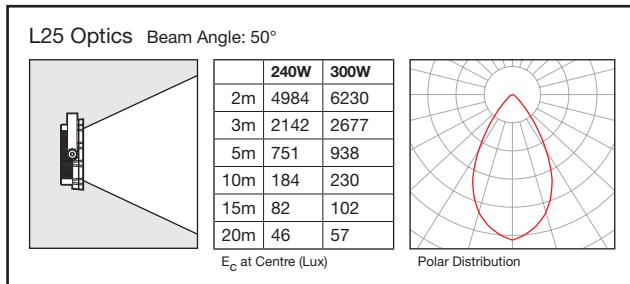
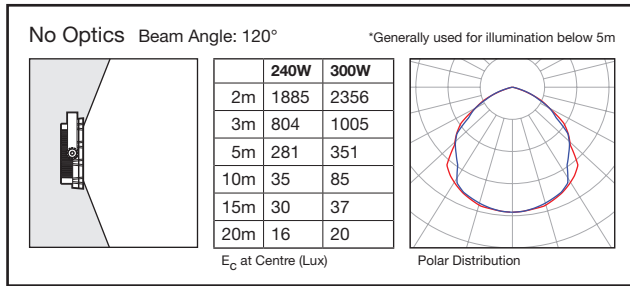
Weight/Packaging

Luminaire Weight	11.6kg
Bracket Weight	3.0kg (FPB) 4.7kg (MPB) 3.1kg (SSFPB)
Packaging Dimensions (CP56)	460 x 440 x 180mm
Packaging Weight (CP56)	16kg (FPB), 17.7kg (MPB), 16.1kg (SSFPB)
Packaging Dimensions (PSU)	400 x 280 x 180mm
Packaging Weight (PSU)	5.2kg

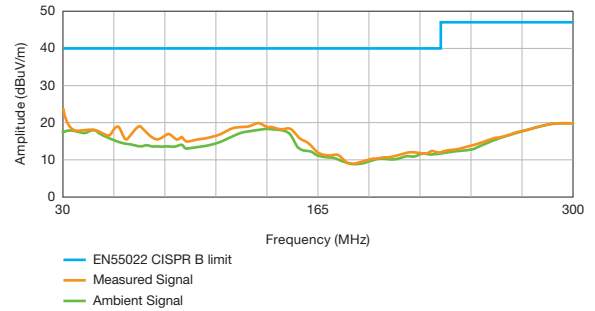
Warranty

Warranty	3 Years
----------	---------

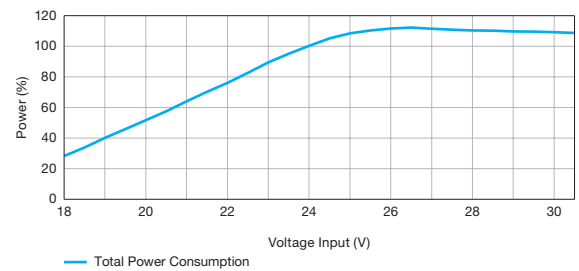
ILLUMINANCE AT DISTANCE



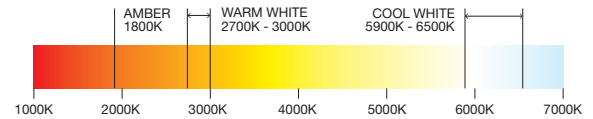
MINIMAL RADIATED EMI



SUPPLY VOLTAGE VS POWER



COLOUR TEMPERATURES



ORDERING EXAMPLE

CP56 - CWT - L25 - FPB¹ - WPS²

PRODUCT COLOUR TEMP OPTICS MOUNTING SUPPLY OPTION

PRODUCT	COLOUR TEMP	OPTICS	MOUNTING	SUPPLY OPTION
CP56	CWT Cool White LEDs	NOP No Optics	FPB Fixed Plant Bracket	WPS With Power Supply
	WWT Warm White LEDs	L25 50° Beam Angle	MPB Mobile Plant Bracket	NPS No Power Supply
	AMB Amber LEDs	L07 14° Beam Angle	SSFPB Stainless Steel Fixed Plant Bracket	
		O209 Oval 40° x 18° Beam Angle		

¹ If MOUNTING is not specified, Fixed Plant Bracket will be supplied

² If SUPPLY OPTION "WPS" is specified, KIT1 will be supplied

CP56 KIT OPTIONS

KIT	UNIT SUPPLIED	DESCRIPTION
KIT1	CP56 - *** - *** - NPS	CP56 Luminaire
	PWR-CLN-SP320-24-036AL	COOLON industrial power supply 320W, 24VDC in 00036 Aluminium enclosure